



AMAD

ACE MAYES DESIGN

# AMAD

## ACE MAYES DESIGN

GRAPHIC DESIGN/ ILLUSTRATION

### SIDE A: ALBUM COVER DESIGN

1. JOLIE LAIDE
2. IN YOUR CONSTELLATION
3. LIAR
4. AND THEN THERE'S YOU

### SIDE B: BOOK COVER DESIGN

5. ON THE WAY TO MEXICO
6. FAREWELL FOREVER
7. O'RYAN INC.
8. IT

### SIDE C: ILLUSTRATION

9. THE RED DEATH
10. GRUMPY OLD DOG
11. THE SIMPLE LIFE
12. A KILLER SOLO PROJECT
13. BLUNDERBUSS

### SIDE D: POSTER DESIGN

14. AUSTIN POETRY FEST
15. CLASSICS VICTORY'S LIVE
16. SPACEBAR LIVE

### SIDE E: PACKAGE DESIGN

17. EATUP HOT SAUCE PACK
18. CREST WHITENING GUM
19. TWIZZLER'S REPACKAGE
20. CHAPSTICK P.O.P. DISPLAY

### SIDE F: UX DESIGN

21. UX KIOSK DESIGN

### SIDE G: MOTION GRAPHICS

22. IBM
23. TIGERMAN



[WWW.ACEMAYES.DESIGN](http://WWW.ACEMAYES.DESIGN)

[ACEMAYES.ART@GMAIL.COM](mailto:ACEMAYES.ART@GMAIL.COM)

[BEHANCE.NET/ACEMAYES](https://BEHANCE.NET/ACEMAYES)

[FACEBOOK.COM/ACEMAYES.DESIGN](https://FACEBOOK.COM/ACEMAYES.DESIGN)

**AMD**

ACE MAYES DESIGN

GRAPHIC DESIGN/ILLUSTRATION

**SIDE A**



**ALBUM COVER DESIGN**

1. JOLIE LAIDE
2. IN YOUR CONSTELLATIONS
3. LIAR
4. AND THEN THERE'S YOU

# 1. JOLIE LAIDE

ALBUM COVER DESIGN



*Jolie Laide* loosely translated to a French idiom meaning "Beautiful Ugly," often referring to women that have independently unattractive features, but together creates a beautiful woman. Illustrated as an album cover for a female-fronted progressive/alt-rock band in

Columbus, Ohio, called *Morning Theft*. I used graphite pencils to sketch the design, and then refined the illustration as it appears with ink. Using a scan, I edited in Adobe Photoshop and added the typographic elements.

# 2. IN YOUR CONSTELLATIONS

ALBUM COVER DESIGN



*In Your Constellations* in an EP by a local indie/punk rock band called *The Out*. The band had a vision that was closely inspired by impressionist painting. I painted the piece with acrylic paint on two 12 inch by 12 inch

canvases, The painting was then photographed and edited in Adobe Photoshop.

# 3. LIAR

ALBUM COVER DESIGN



The illustration for this single album cover was completed for the band The Out. The piece was a pencil sketch, scanned and edited in Adobe Photoshop with added typographic elements.

# 4. AND THEN THERE'S YOU

ALBUM COVER DESIGN



This digital illustration was done for the single album titled *And Then There's You* by local band *The Out*. The Cover was illustrated in Adobe Illustrator and edited in Adobe Photoshop.

**AMD**

ACE MAYES DESIGN

GRAPHIC DESIGN/ILLUSTRATION

**SIDE B**



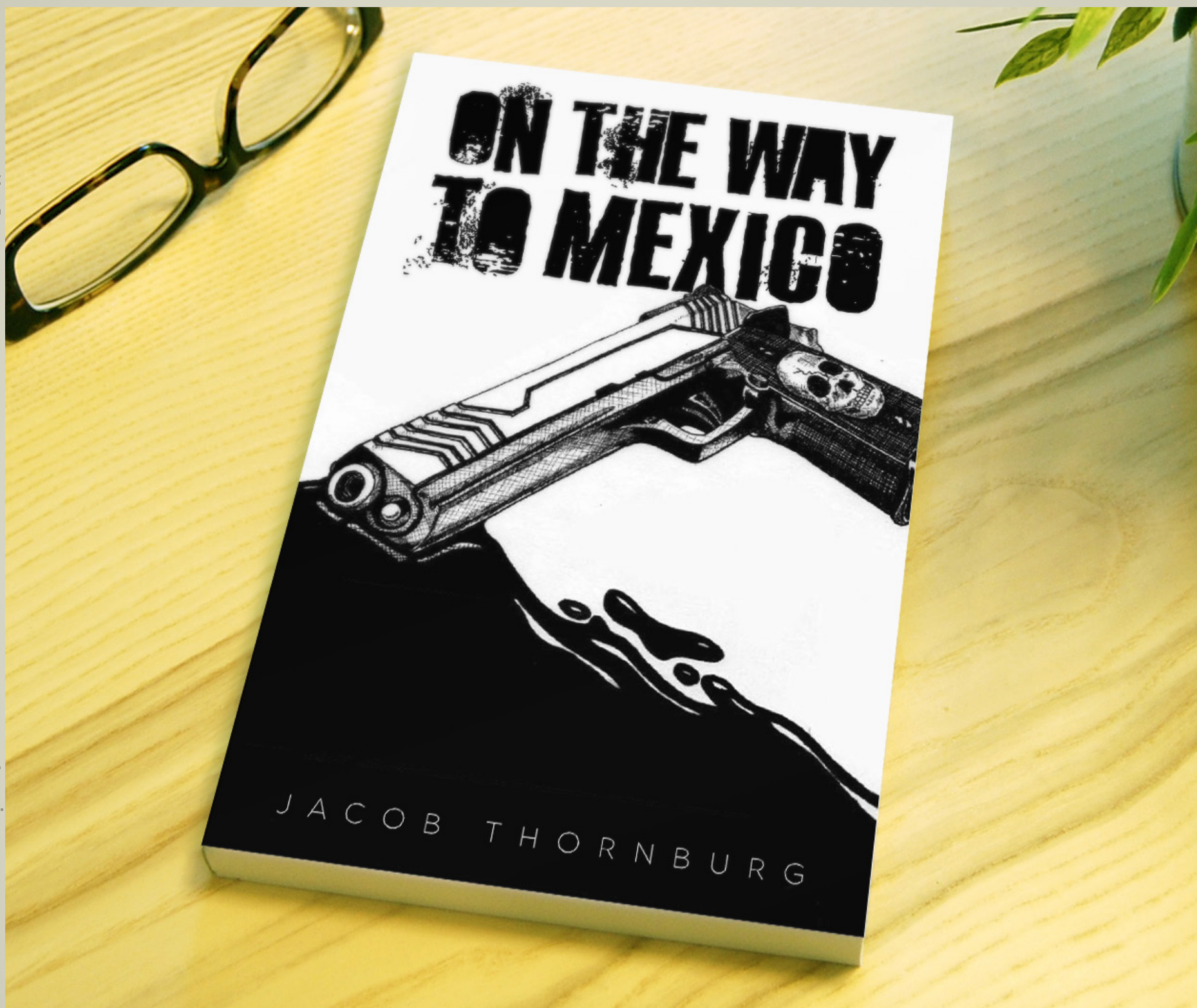
**BOOK COVER DESIGN**

- 5. ON THE WAY TO MEXICO
- 6. FAREWELL FOREVER
- 7. O'RYAN INC.
- 8. IT



# 5. ON THE WAY TO MEXICO

BOOK COVER DESIGN



This book cover illustration was created for the book *On The Way To Mexico* by local author Jacob Thornburg. I sketched out the design in graphite, then refined it with ink, scanned the image and edited in Adobe Photoshop with added typographic elements.

# 6. FAREWELL FOREVER

BOOK COVER DESIGN




This book cover illustration was created for the book titled *Farewell Forever* by local author Randal L. Woten. I sketched out a few ideas for a futuristic city skyline, refined them and inked them. The sketch was then

scanned into Adobe Photoshop where I created the background and added the typographic elements.

# 7. O'RYAN INC.

BOOK COVER DESIGN



This book cover illustration was created for the book titled *O'Ryan Inc.* by local author Jacob Thornburg. The illustration was completed using Adobe Illustrator and then typographic elements were added using Adobe Photoshop.

# 8. IT

## BOOK COVER DESIGN



Created as a course project for G223 Digital Manipulation II at The Art Institute of Pittsburgh, this redesign of the cover for the book IT by Stephen King was inspired by the red balloon imagery and the recurring theme of red and white found through all Stephen King novels. The cover made created

in Adobe Photoshop using stock photos and image editing tools. Typographic elements were also added in Adobe Photoshop.

**AMD**

ACE MAYES DESIGN

GRAPHIC DESIGN/ILLUSTRATION

**SIDE C**



**ILLUSTRATION**

- 9. THE RED DEATH
- 10. GRUMPY OLD DOG
- 11. THE SIMPLE LIFE
- 12. A KILLER SOLO PROJECT
- 13. BLUNDERBUSS

# 9. THE RED DEATH

BOOK ILLUSTRATION



Lorem ipsum dolor sit amet, consectetur adipis  
tempor incididunt ut labore et dolore magna ali  
arcu cursus vitae congue. Magnis dis parturient  
mus. Neque ornare aenean euismod elementum  
quam adipiscing. Volutpat blandit aliquam etiam  
dictum. Nulla aliquet porttitor lacus luctus. Sec  
egestas sed. Condimentum vitae sapien pelle  
Consectetur lorem donec massa sapien faucibu  
est ultricies integer quis auctor elit sed. Libero  
varius sit amet. Natoque penatibus et magnis o  
nascetur. Aliquet nibh praesent tristique magna  
arcu dictum varius duis at consectetur lorem. A  
tristique et egestas quis. Nec dui nunc mattis e  
eget nullam non nisi.

A iaculis at erat pellentesque adipiscing comm  
a diam maecenas sed enim ut. Mauris pharetra  
aenean. Faucibus scelerisque eleifend donec  
nec. Quis enim lobortis scelerisque fermentum  
dui sapien eget mi proin sed. Fringilla est ullar  
etiam. Adipiscing elit duis tristique sollicitudin ni  
tellus id interdum velit laoreet id donec. Phare  
ultricies mi quis hendrerit dolor magna. Libero  
varius sit amet mattis vulputate. Felis bibendum  
quis ipsum. Eu ultrices vitae auctor eu augue u  
vulputate dignissim suspendisse.

Lectus nulla at volutpat diam ut. Non odio eu  
risus pretium quam vulputate. Ultrices sagittis  
Et molestie ac feugiat sed lectus vestibulum m  
ipsum nunc. Faucibus in ornare quam viverra.  
dignissim enim sit amet venenatis urna. Elit pe  
tristique. Risus in hendrerit gravida rutrum. Viv  
integer feugiat scelerisque varius. Augue lacus  
amet consectetur adipiscing elit duis tristique so  
vestibulum morbi blandit cursus risus at. Egest  
pellentesque eu. In ornare quam viverra orci sag  
ut eu sem integer vitae justo eget magna.

Urna cursus eget nunc scelerisque viverra mau

This was a commissioned piece by a local Author named Jacob Thornburg. He had written a horror/thriller book called *The Red Death*. The illustration was completed using graphite pencil, ink, and digitized in Adobe Photoshop.

# 10. GRUMPY OLD DOG

ILLUSTRATION



Illustrated for Observational Drawing at The Art Institute of Pittsburgh. Despite this piece being for a course project, it hold very dear sentimental value for me, as this is a depiction of my dog that passed away 3 days after the completion of

this illustration. The objective of this piece was to represent my skill with graphite pencil involving shade and lighting techniques, blending, and compositional values.

# 11. THE SIMPLE LIFE

FULL-PAGE MAGAZINE ADVERTISEMENT



Created as an exercise with watercolor and typography for G210 Mixed Media at The Art Institute of Pittsburgh, the objective was to create a full page magazine advertisement for a fictional company of our own creation, using watercolor, and edit with text in Adobe Photoshop.



# 12. A KILLER SOLO PROJECT

FULL PAGE MIXED MEDIA MAGAZINE ILLUSTRATION



This full-page magazine illustration was a project for Mixed Media G210 at The Art Institute of Pittsburgh. The article was written by Mike Levine titled "A Killer Solo Project." The piece was created using chalk pastels, acrylic paint, and watercolor, digitized and text added in Adobe Photoshop.

# 13. BLUNDERBUSS

SELF PORTRAIT ILLUSTRATION



This self-portrait illustration was created as a class project for Mastering the Pencil IL1020 B2OL at the Rocky Mountain College of Art and Design. The project called *Balderdash*, required us to choose from a list of words and illustrate an alternate meaning. The word I chose was 'Blunderbuss' and

the alternative definition was an action one takes without considering the consequences. I thought it would be fun to make this project a self-portrait. The piece was created with a series of graphite pencils, blending stumps, and erasers.

**AMD**

ACE MAYES DESIGN

GRAPHIC DESIGN/ILLUSTRATION

**SIDE D**



**POSTER DESIGN**

- 14. AUSTIN POETRY FEST
- 15. CLASSICS VICTORY'S LIVE
- 16. SPACEBAR LIVE

# 14. AUSTIN POETRY FEST

TYPOGRAPHIC EVENT POSTER



Created for as a course project for G211 Advanced Typography at The Art Institute of Pittsburgh, this poetry slam event poster is a leading example of my skill with typography. I used the color palette of the local college football team to help create a unity with the local community and used

the various descriptions of the event in the formation of the letters, highlighting certain adjectives, in the city's name to develop a visual interest.

# 15. CLASSICS VICTORY'S LIVE

EVENT POSTER DESIGN



Commissioned by the local punk band *The Scratches* to design an event poster for their show featuring three other bands at a live music venue called Classics Victory's. I used

Adobe Illustrator to illustrate the character, and then used Adobe Photoshop to create the environment and typographic elements.

# 16. SPACEBAR LIVE

EVENT POSTER DESIGN



Commissioned by local band *Lustkill* to design a concert poster for their show at Spacebar. I sketched out some ideas based on the imagination of a child in different scenarios of play, and the band really liked the concept of the helmeted

boy on a big-wheel flying through space while jet fighters shot at him. I combined different stock images and edited them together adding the text in Adobe Photoshop.

**AAMD**

ACE MAYES DESIGN

GRAPHIC DESIGN/ILLUSTRATION

**SIDE E**




**PACKAGE DESIGN**

- 17. EATUP HOT SAUCE PACK
- 18. CREST WHITENING GUM
- 19. TWIZZLER'S REPACKAGE
- 20. CHAPSTICK P.O.P. DISPLAY

# 17. EATUP HOT SAUCE PACK

PACKAGE DESIGN



Designed for G333 Package Design at The Art Institute of Pittsburgh, this course project consists of a package carrier and product labels for a hot sauce duo pack for fictional company EatUp Gourmet Foods. As the duo pack has two different types of sauces, I wanted to showcase their

different attributes on the box with images and a color palette that relates to the flavor of each. The illustrations, text elements, carrier, and labels were designed using Adobe Illustrator.



# 18. CREST WHITENING GUM

BRAND EXTENSION/PACKAGE DESIGN



This Brand extension for the dental hygiene company Crest was developed for GD3470 3-D Packaging at The Rocky Mountain College of Art and Design. The project involved extensive research into the brand and finding an appropriate avenue for brand extension. A whitening gum seemed like a logical choice for a dental hygiene company, and I

began designing the package using the bold letter "C" in the brand logo and noticing that it looks like the shape of a mouth. I used the square shape of the gum to imitate teeth inside the mouth when the package is open. I used Adobe Illustrator to create the dielines of the package, and Photoshop to add the color and text.

# 19. TWIZZLER'S REPACKAGE

PACKAGE DESIGN



The Twizzler Package Redesign was a project for 3-D Packaging at the Rocky Mountain College of Art and Design. The project required us to study a brand and their current packaging, assessing the short-comings, and redesigning. My focus was on creating a package that allowed for the product to be

re-sealed safely to keep the product fresh. I created a new packaging wrap using Adobe Photoshop. The container is designed from a cardboard tube and uses tin lids on each side. The actual lid is designed as a twist off cap that can be resealed.

# 20. CHAPSTICK P.O.P. DISPLAY

PACKAGE DESIGN



This P.O.P. display for Chapstick was designed for a project in GWDA105 Concept Design at The Art Institute of Pittsburgh. We were to choose a small product and design a point of purchase package. Using the color palette of the brand, along with the logo, I developed this concept as a small

paperboard container that could hold 9 tubes of the product for easy storage and sale. I also used a large image of the product tube and came up with the tagline 'Pop the Cap!' Images and logo were edited in Adobe Photoshop, and the package layout was design in Adobe Illustrator.

**AMD**

ACE MAYES DESIGN

GRAPHIC DESIGN/ILLUSTRATION

**SIDE E**



**UX DESIGN**

21. UX KIOSK DESIGN

# 21. UX KIOSK DESIGN

## VEHICLE CONFIGURATOR KIOSK







The Toyota Vehicle Configuration Kiosk was an HCD and Design Thinking Group Project for GD3105 User Prototyping at the Rocky Mountain College of Art and Design. In the project we focused on design thinking through the deep dive process of product research to create a user interface for customers of Toyota to have full control over the customization of building a Tacoma truck to their individual needs. In the group project, I played the role of Group Leader, Illustrator, and Lead Editor for Submissions. I organized the team meetings through a

text message thread and created a Dropbox folder to keep the teams work, files, and resources organized and on track, and provided the team each week with what was required for deadlines and submission. We created a paper prototype, and a digital click through Interactive PDF of the full Kiosk experience and recorded the user testing for research and evaluation. The Project was created using Adobe Photoshop, Adobe Illustrator, and Adobe InDesign.



# 22. IBM

MOTION GRAPHIC LOGO



Link to the Youtube video: [https://www.youtube.com/watch?v=z\\_B6lVE9tnQ](https://www.youtube.com/watch?v=z_B6lVE9tnQ)

This animated motion graphic logo was created using the famous IBM logo for GD3240 Motion Graphics at The Rocky Mountain College of Art and Design. It is a 10 second animation that shows the IBM logo form out of the bold white lines while simulating the sounds and functions of a

computer machine turning on. The various elements were created using Adobe Illustrator and pieced together as an exercise using Adobe After Effects.

# 23. TIGERMAN

FILM TITLE SEQUENCE ANIMATION



Link to the Youtube video: <https://www.youtube.com/watch?v=TGzDyFgBAS4>

This film title sequence animation is the result of two classes at the Rocky Mountain College of Art and Design. The storyboards and concept were created for the novel written by Nick Harkaway called Tigerman, in the class

GD3120 Visual Sequencing I. Using these storyboards and being influenced by the animation style of the animated film Justice League: The New Frontier (2008), I created the animation using Adobe Illustrator and Adobe After Effects.



THANK YOU.



[WWW.ACEMAYES.DESIGN](http://WWW.ACEMAYES.DESIGN)

[ACEMAYES.ART@GMAIL.COM](mailto:ACEMAYES.ART@GMAIL.COM)

[BEHANCE.NET/ACEMAYES](https://BEHANCE.NET/ACEMAYES)

[FACEBOOK.COM/ACEMAYES.DESIGN](https://FACEBOOK.COM/ACEMAYES.DESIGN)

# AMAD

## ACE MAYES DESIGN

GRAPHIC DESIGN/ ILLUSTRATION

### SIDE A: ALBUM COVER DESIGN

1. JOLIE LAIDE
2. IN YOUR CONSTELLATION
3. LIAR
4. AND THEN THERE'S YOU

### SIDE B: BOOK COVER DESIGN

5. ON THE WAY TO MEXICO
6. FAREWELL FOREVER
7. O'RYAN INC.
8. IT

### SIDE C: ILLUSTRATION

9. THE RED DEATH
10. GRUMPY OLD DOG
11. THE SIMPLE LIFE
12. A KILLER SOLO PROJECT
13. BLUNDERBUSS

### SIDE D: POSTER DESIGN

14. AUSTIN POETRY FEST
15. CLASSICS VICTORY'S LIVE
16. SPACEBAR LIVE

### SIDE E: PACKAGE DESIGN

17. EATUP HOT SAUCE PACK
18. CREST WHITENING GUM
19. TWIZZLER'S REPACKAGE
20. CHAPSTICK P.O.P. DISPLAY

### SIDE F: UX DESIGN

21. UX KIOSK DESIGN

### SIDE G: MOTION GRAPHICS

22. IBM
23. TIGERMAN



[WWW.ACEMAYES.DESIGN](http://WWW.ACEMAYES.DESIGN)

[ACEMAYES.ART@GMAIL.COM](mailto:ACEMAYES.ART@GMAIL.COM)

[BEHANCE.NET/ACEMAYES](https://BEHANCE.NET/ACEMAYES)

[FACEBOOK.COM/ACEMAYES.DESIGN](https://FACEBOOK.COM/ACEMAYES.DESIGN)